

VICTIMS' PROFILES AT EUROPEAN CENTRES

GENDER, AGE AND ORIGIN OF MORE
THAN 10.000 VICTIMS ASSISTED BY 42
EUROPEAN CENTRES FOR TORTURE
SURVIVORS DURING 2012

Camelia Doru
ICAR Foundation

NETWORK INITIATIVES

In 2009 and 2010 we were successful in collecting data on gender, age and origin of more than 10.000 clients each year by European centres for torture survivors.

In 2011 we made a survey of the role of our centres in documenting torture for legal purposes.

This year we decided to make a follow-up of the victim's profile surveys and collect gender, age and country of origin data for 2012

SURVEY DETAILS

MORE THAN 100 CENTRES AND PROGRAMMES
IN EUROPEAN COUNTRIES PROVIDING DIRECT
ASSISTANCE TO VICTIMS OF TORTURE WERE
APPROACHED BY E-MAIL – FOLLOWED BY
REMINDERS

Data requested on victims' age and sex

Sex		Age group						Sub-totals by sex
		0-15	16-25	26-35	36-45	46-60	+60	
Male		0	0	0	0	0	0	0
Female		0	0	0	0	0	0	0
Sub-totals by age		0	0	0	0	0	0	0

Data requested on victims' country of origin in each of the five UN Regional Groups

UN Region	Country	Number of victims
African Group	e.g. Egypt	
Asian Group	e.g. Uzbekistan	
Eastern European Group	e.g. Azerbaijan	
Latin American and Caribbean Group	e.g. Haïti	
Western European and Others Group	e.g. Turkey	
Total		

We would not ask centres to provide these data before they had submitted their reports to the UNVFVT by April 1st, so we have been working against the clock to be able to present the feedback to this meeting.

So please accept this as a very
preliminary report to be
supplemented later with
comparisons with the previous
surveys

Survey outcome

INFORMATION ON VICTIMS' PROFILES
WAS FINALLY RECEIVED FROM 42
CENTRES IN 22 EUROPEAN
COUNTRIES PROVIDING ASSISTANCE
TO MORE THAN 13.000
VICTIMS DURING 2012

Most but not all respondents provided all
data in the format requested, which
explains why the totals differ slightly in the
various tables

Albania	Tirana	ARCT
Austria	Graz	Verein ZEBRA
	Graz	Omega
	Vienna	HEMAYAT – organization for the support of survivors of torture and war
Bosnia and Herzegovina	Tuzla	Association VIVE ZENE
	Sarajevo	SULKS - Association of Concentration Camp Torture Survivors
Croatia	Zagreb	Rehabilitation Centre for Stress and Trauma
Denmark	Copenhagen	Oasis
	Haderslev	RCT-Jylland

Finland	Helsinki	Rehabilitation centre for Torture Survivors in Finland
France	Lyon	ESSOR
	Paris	Association Primo Levi
Georgia	Tbilisi	GRCT
Germany	Berlin	BZFO
		XENION - Psychosoziale Hilfen fur Politisch Verfolgte e.V
	Bochum	Medizinische Fluchtlingshilfe
Hungary	Budapest	Cordelia Foundation
Italy	Rome	Ass Centro Astalli
		CIR VI.TO
		Invisible wounds - Caritas
		Medici contra tortura
		SaMiFo Centro di Salute per i Migranti Forzati

Kosovo	Pristina	KRCT
Netherlands	Diemen	Equator
Republic of Moldova	Chisinau	Medical Rehabilitation Center for Torture Victims "MEMORIA"
Romania	Bucharest	ICAR Foundation - Medical Rehabilitation Centre for Torture Survivors
	Craiova	Medical Rehabilitation Centre for Torture Survivors
Sweden	Malmö	Red Cross Centre
	Skellefteå	Red Cross Centre
	Skövde	Red Cross Centre

Serbia	Belgrade	IAN
Switzerland	Lausanne	CPM Appartenances
Turkey	Adana Ankara Diyabakir Istanbul Izmir	Human Rights Foundation
	Diyabakir	Centre Action Social Réhabilitation et Réadaptation pour victime de la Torture
Ukraine	Kiev	IRC
United Kingdom	London	Prisoners of Conscience Appeal Fund
		Refugee Therapy Centre

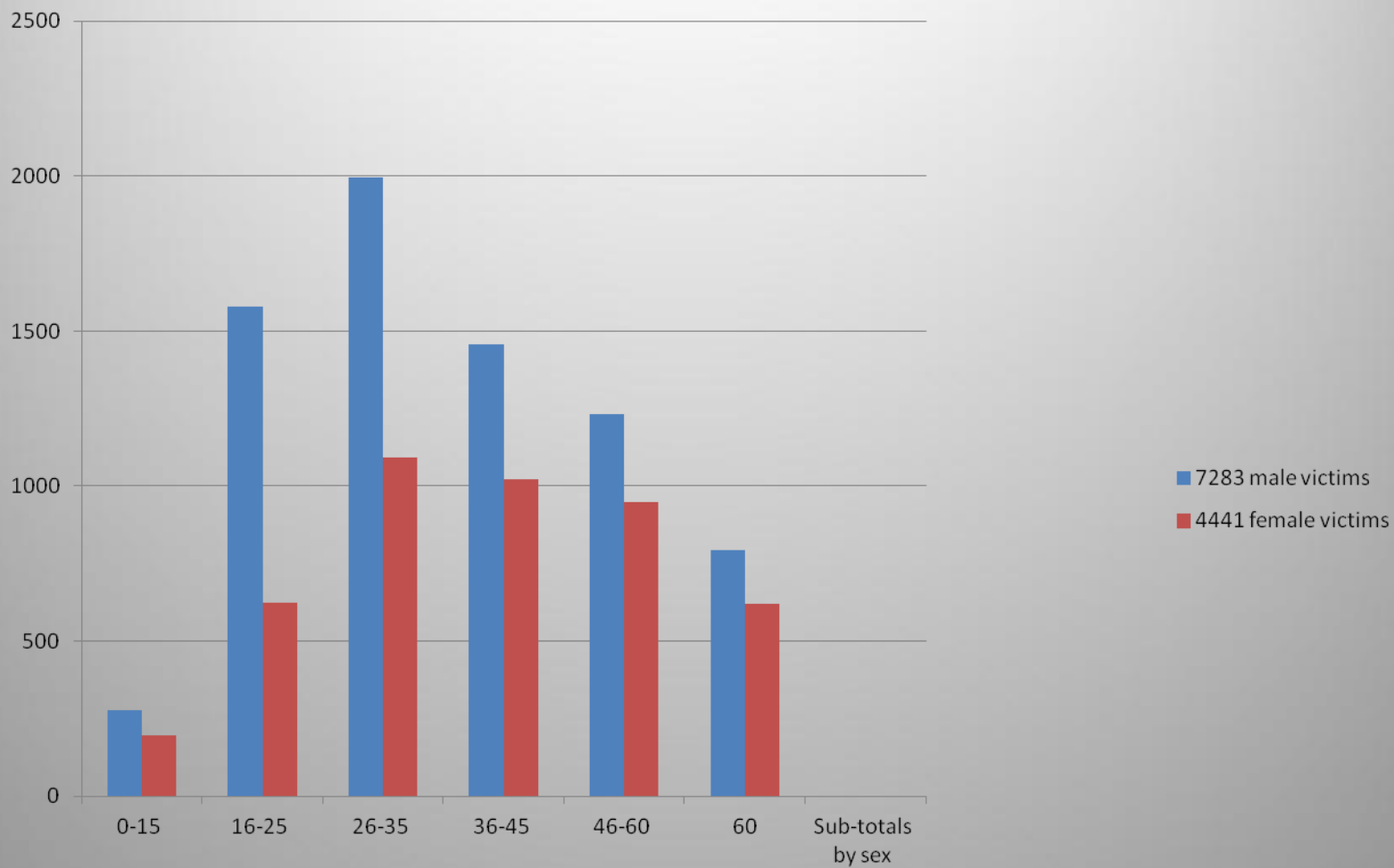


Age group and gender distribution of victims assisted by European centres

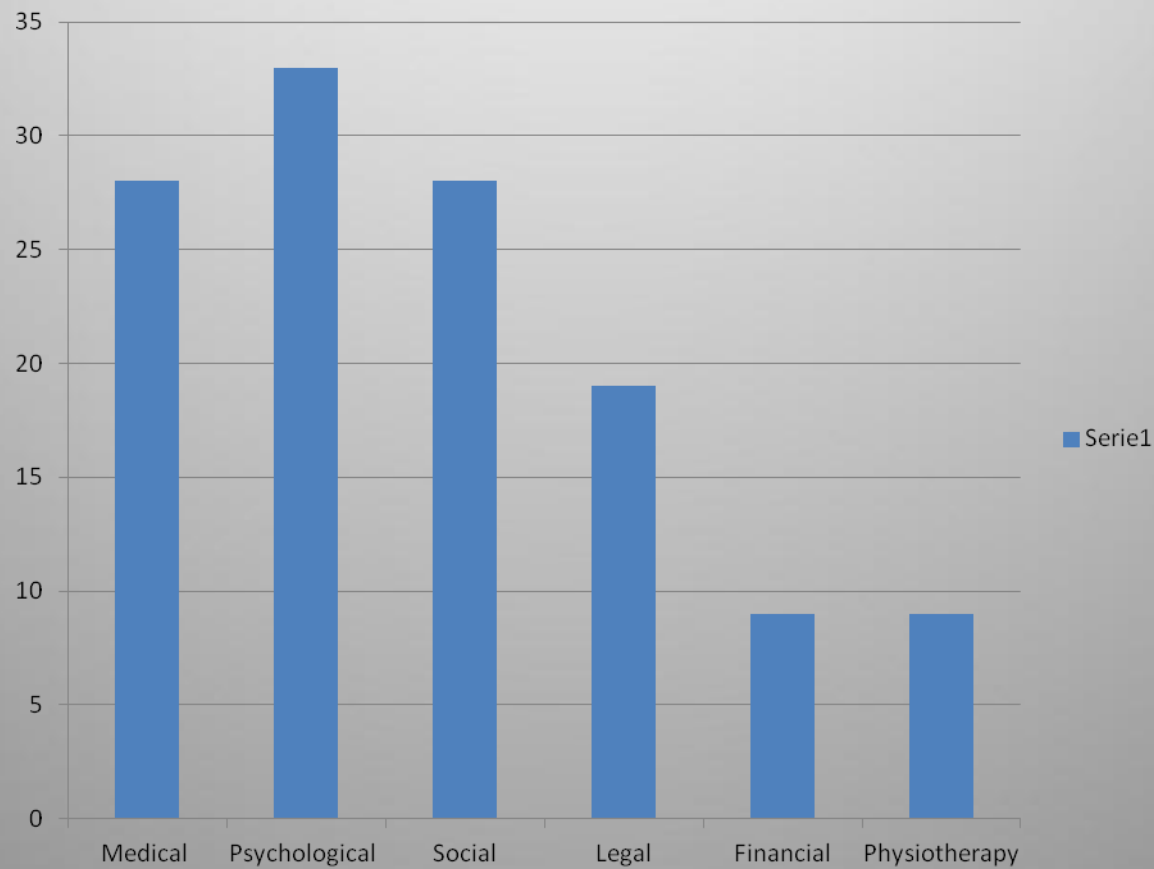
Age group distribution available for 11.724 victims

Gender distribution available for 12.268 victims

TOTAL VICTIMS ASSISTED BY GENDER AND AGE GROUP	0-15	16-25	26-35	36-45	46-60	60+	Total	Per cent
TOTAL MALE VICTIMS ASSISTED BY AGE GROUP	283	1655	2120	1576	1312	804	7588	62
TOTAL FEMALE VICTIMS ASSISTED BY AGE GROUP	197	624	1091	1023	947	619	4680	38
TOTAL NUMBER OF VICTIMS FOR WHOM GENDER AND AGE DATA ARE AVAILABLE	480	2279	3211	2599	2259	1423	12268	100



TYPES OF ASSISTANCE PROVIDED BY 38 EUROPEAN CENTRES

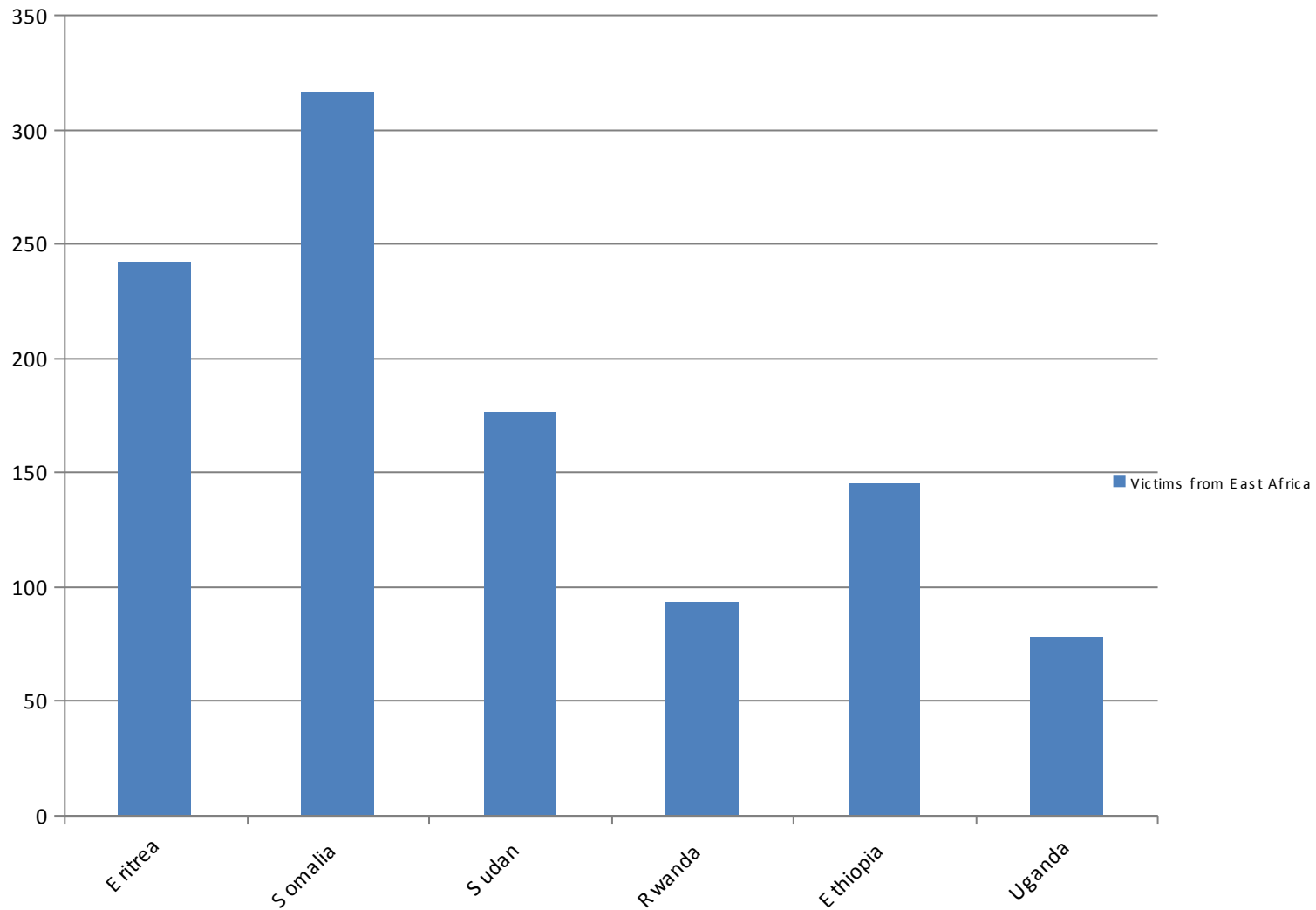


UN REGIONAL ORIGIN OF VICTIMS	NUMBER	PER CENT
African Group	2176	23
Asian Group	1960	20
Eastern European Group	6713	47
Latin American & Caribbean Group	33	1
Western European and Others Group	1010	8
All UN Regions	11892	100

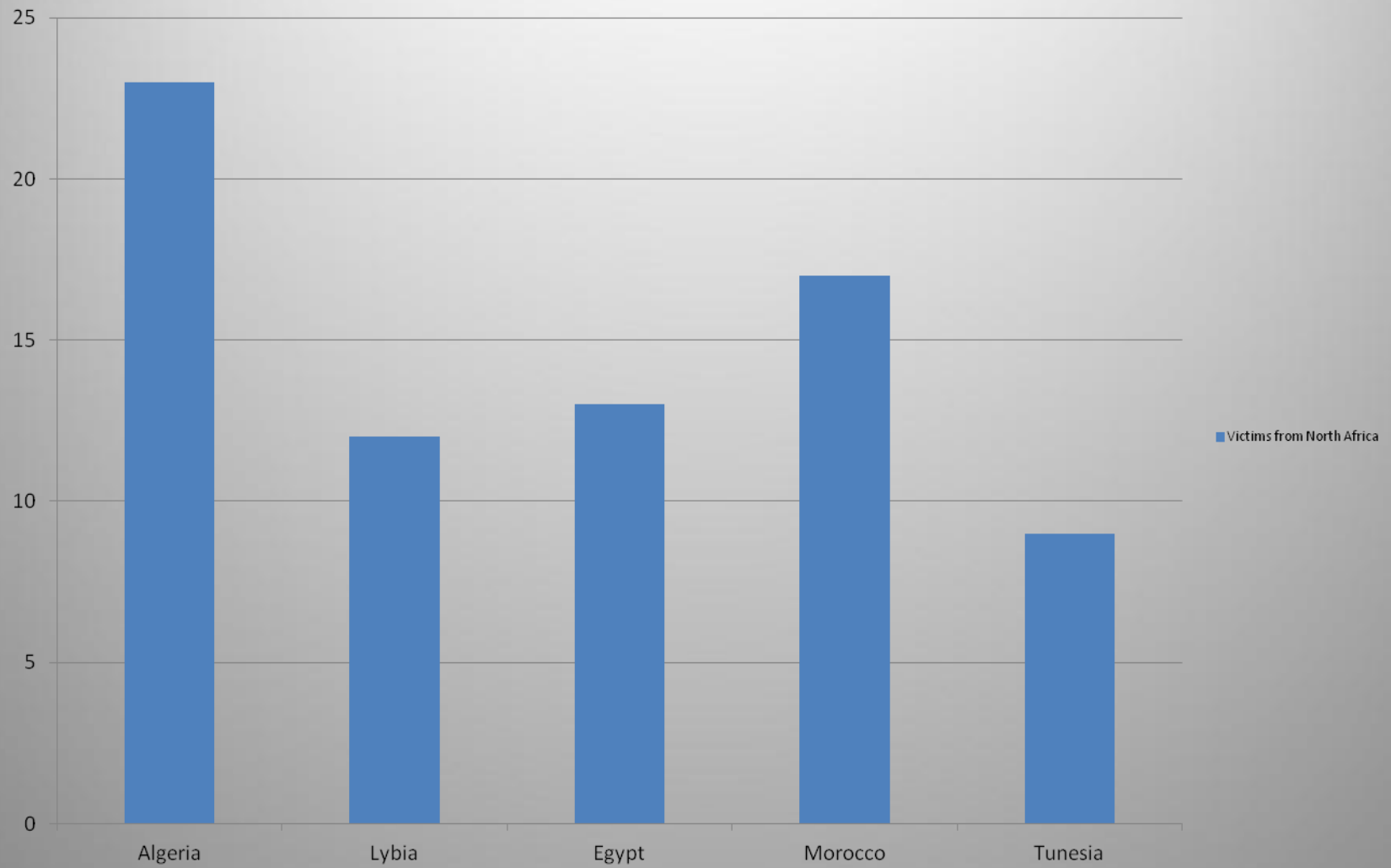
Total victims assisted from Eastern European Group

Country	Victims assisted
Senegal	329
Guinea Conakry	199
Somalia	198
DR Congo	186
Cote d'Ivoire	181
Eritrea	157
Nigeria	112
Ethiopia	92
Mauretania	91
Angola	76
Sudan	69
Mali	49
Sierra Leone	49
Kenya	47
Others	432
Total	2191

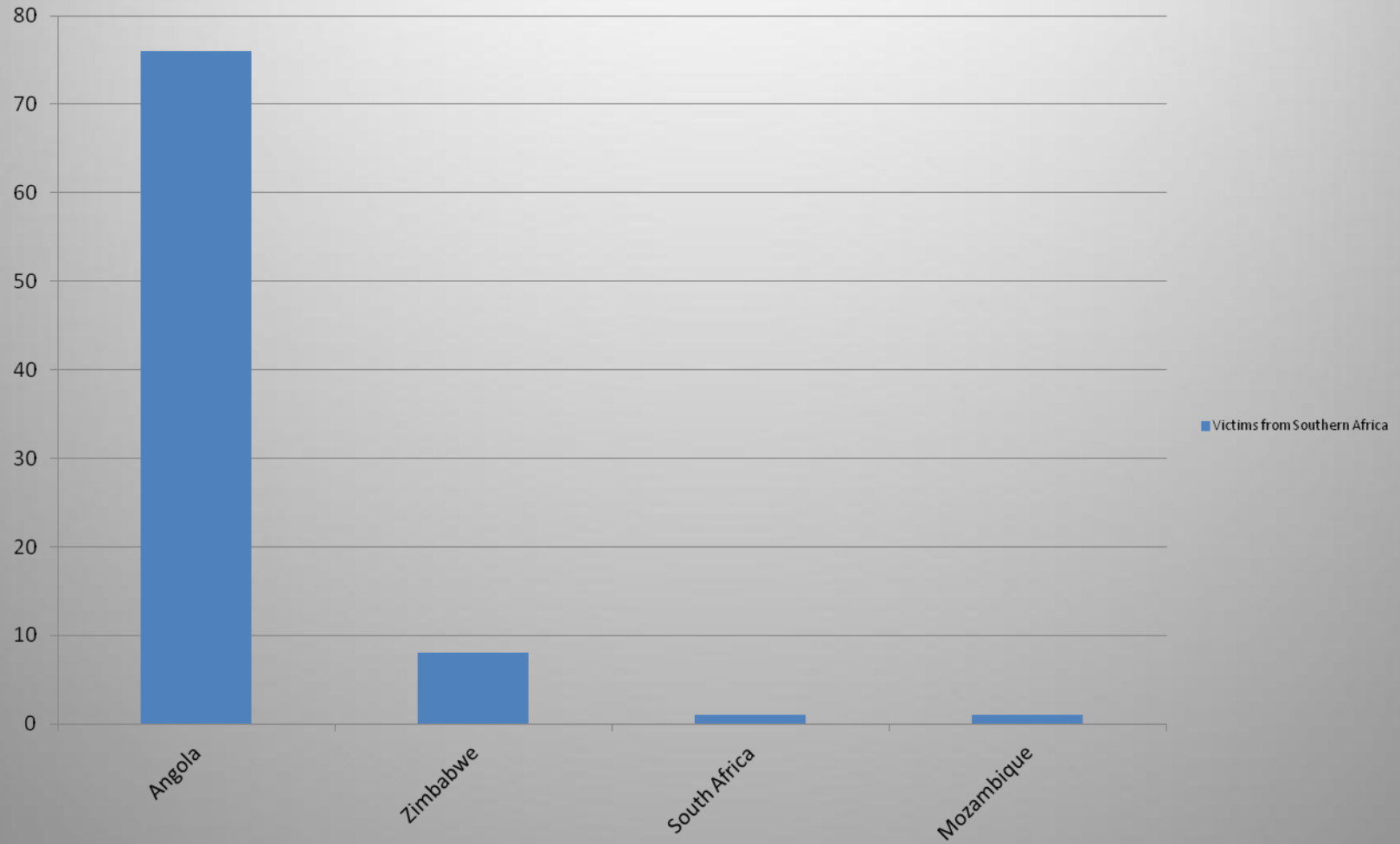
Victims from East Africa



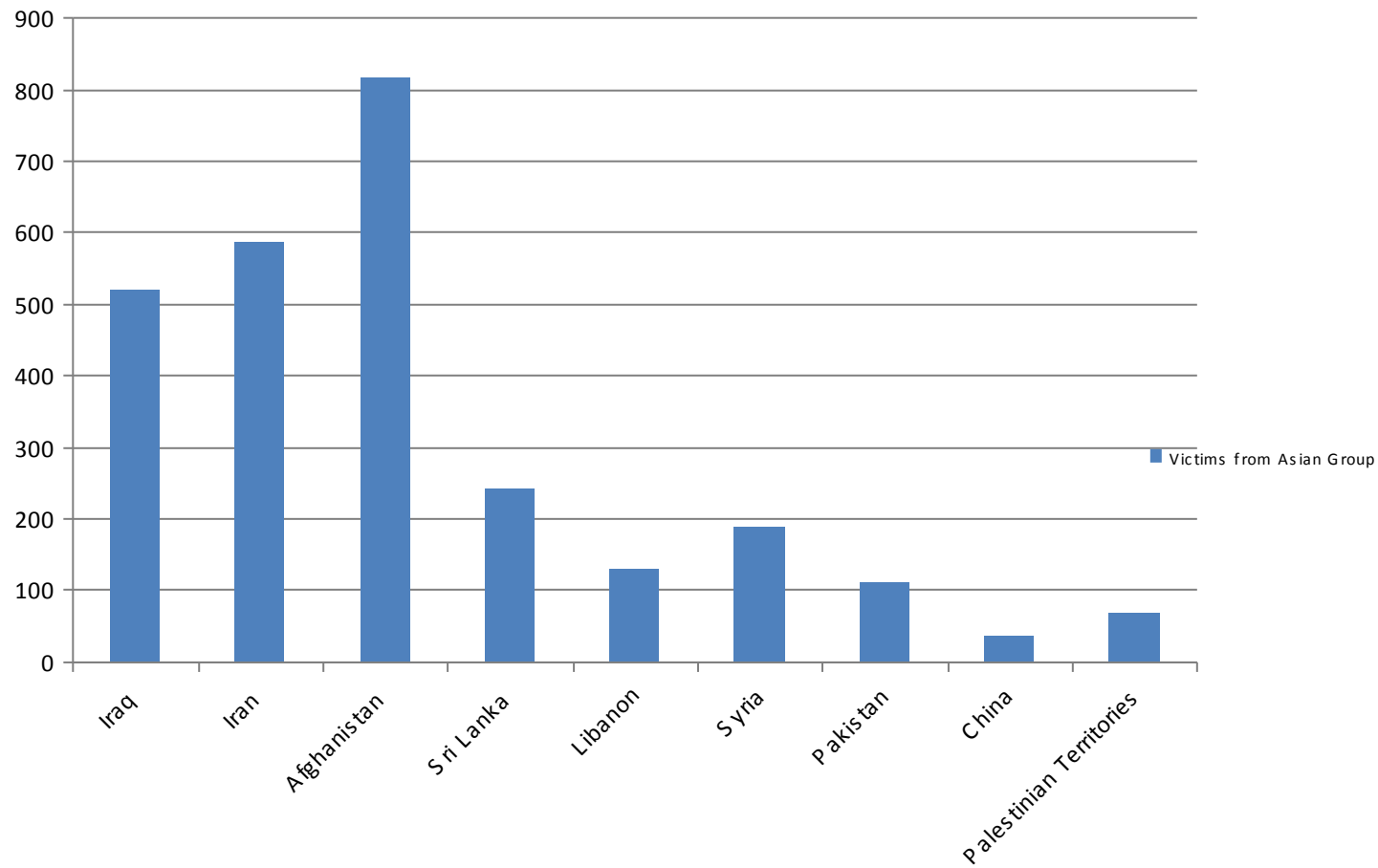
Victims from North Africa



Victims from Southern Africa



Victims from Asian Group



Total victims assisted from Eastern European Group

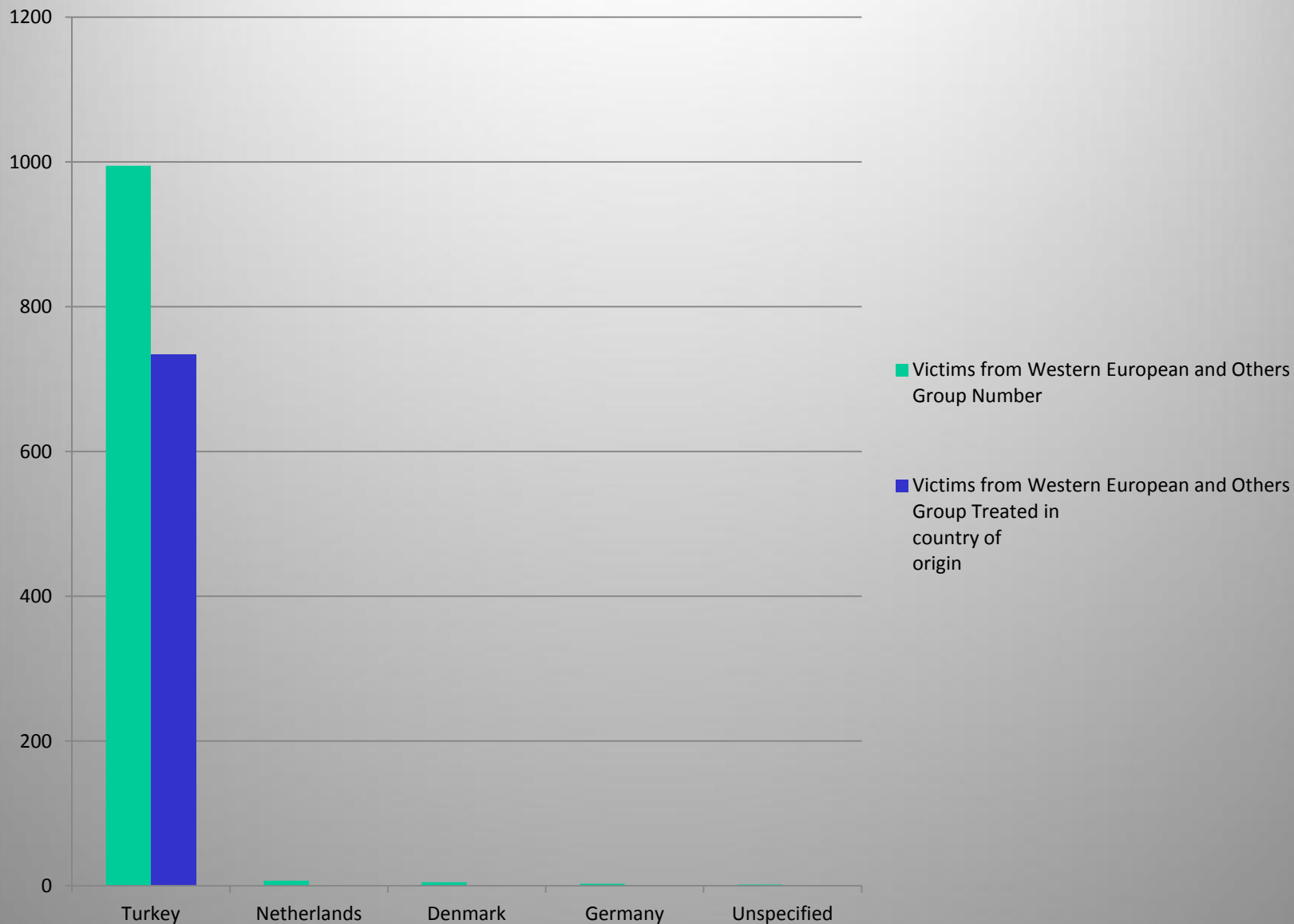
Country	Victims assisted	Victims assisted in country of origin	Per cent of victims from that country
Russian Federation	1673	571	29
Bosnia-Herzegovina	1080	809	75
Albania	881	830	94
Georgia	837	337	49
Serbia	703	430	61
Romania	426	421	99
Moldova	344	337	98
Croatia	228	224	98
Kosovo	192	94	49
Armenia	158		
Ukraine	84		
Azerbaijan	61		
Others	9		
Total	6670	3482	64

* Victims among surviving former political prisoners

** Recent victims as well as victims among surviving former political prisoners

Total victims assisted from Western European & Other Group

Country	Victims assisted	Victims assisted in country of origin	Per cent of victims from that country
Turkey	995	734	74
Netherlands	7		
Denmark	5		
Germany	3		
Unspecified	2		
Total	1012		



PRELIMINARY CONCLUSIONS

- MAKING RESERVATIONS DUE TO THE FACT THAT
- OF MORE THAN 100 EUROPEAN CENTRES AND PROGRAMMES SURVEYED ONLY 42 CENTRES ARE COVERED BY THIS SURVEY
- ONLY 22 OF 33 EUROPEAN COUNTRIES SURVEYED ARE REPRESENTED AMONG RESPONDENTS

Conclusions (continued)

- THE SURVEY STILL PERMITS US TO GET AN IMPRESSION OF THE GENDER, AGE AND WIDE GEOGRAPHICAL DISTRIBUTION OF THE VICTIMS ASSISTED BY CENTRES AND PROGRAMMES IN EUROPE

Conclusions (continued)

- VICTIMS FROM EASTERN EUROPE AND TURKEY MAKE UP 66 PER CENT OF THE VICTIMS ASSISTED BY RESPONDING CENTRES - THE MAJORITY BEING ASSISTED BY CENTRES IN THEIR OWN COUNTRY

Conclusion (continued)

- 19% OF VICTIMS ASSISTED COME FROM AFRICA WITH WEST, EAST AND CENTRAL AFRICA PROVIDING MOST OF THE VICTIMS
- 17% OF VICTIMS ASSISTED COME FROM ASIA WITH THE AFGHANISTAN, THE MIDDLE EAST AND SRI LANKA PROVIDING MOST OF THE VICTIMS

Conclusion (continued)

- FEMALE VICTIMS MAKE UP 38 PER CENT OF THE VICTIMS ASSISTED BY RESPONDING CENTRES
- THE MAJORITY OF VICTIMS ASSISTED BY RESPONDING CENTRES ARE BETWEEN 16 – 45 WITH A PEAK BETWEEN 26-35

RECOMMENDATION

- THE EUROPEAN NETWORK OF REHABILITATION CENTRES FOR SURVIVORS OF TORTURE SHOULD CONTINUE TO MAKE AN EFFORT TO COLLECT AND PUBLISH AN OVERVIEW OF THE GENDER, AGE AND ORIGIN OF THE VICTIMS ASSISTED BY ITS CONSTITUENT CENTRES DURING THE PREVIOUS YEAR.

Recommendations (continued)

- ICAR FOUNDATION WILL PUBLISH THE RESULT OF THIS YEARS SURVEY ON ITS WEB-PAGE AND ENCOURAGE ALL OTHER RESPONDENTS TO DO THE SAME.
- ICAR FOUNDATION ALSO HOPE TO PUBLISH AND CIRCULATE THE RESULT OF THIS YEARS SURVEY IN HARD COPY AS IT WAS DONE PREVIOUSLY WITH THE FINANCIAL ASSISTANCE OF BAFF BERLIN AND RCT - NOW DIGNITY INSTITUTE - IN COPENHAGEN.

I WANT TO THANK ALL THE CENTRES
THAT HAVE ALREADY RESPONDED TO
OUR REQUEST FOR DATA

I PROMISE TO INCLUDE ANY
ADDITIONAL DATA PROVIDED BEFORE
WE PUBLISH THE 2012 REPORT



Special thanks to

Professor ERIK HOLST - international consultant to ICAR foundation

and to

our project coordinator Ms. IULIANA FLOREA

